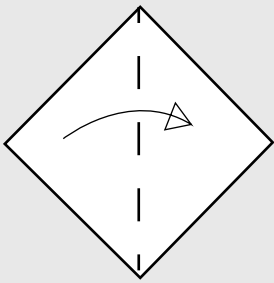


↑
fold it to the front

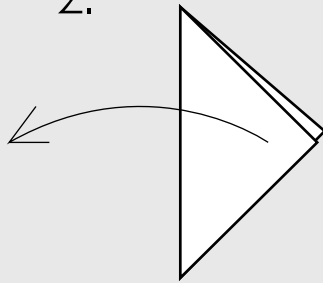
KITE MAKING INSTRUCTIONS

1.



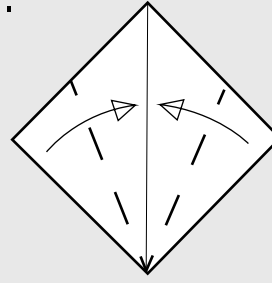
Fold in half.

2.



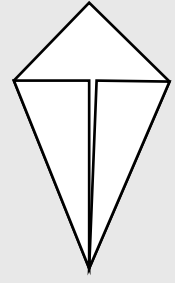
Unfold.

3.



fold inside

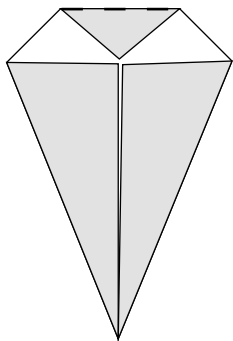
4.



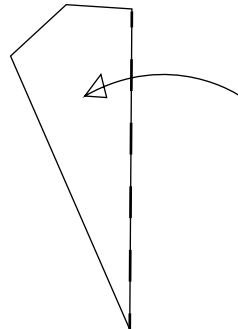
Kite finished!

whale

4. Fold the top of the paper

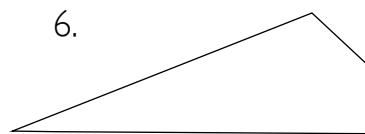


5.



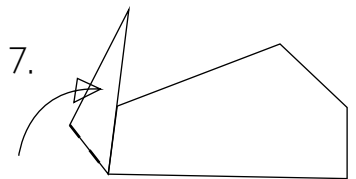
Fold in half.

6.



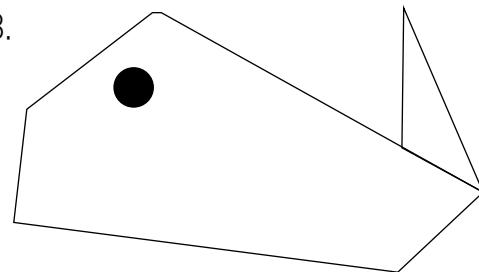
turn 90 degrees.

7.



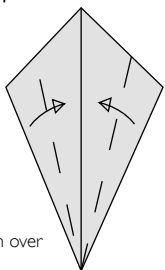
fold.

8.



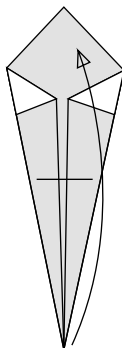
Swan

5.

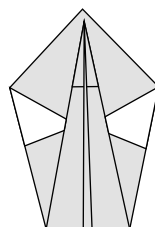


turn over

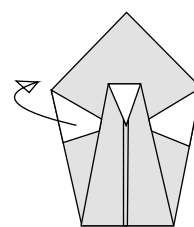
6.



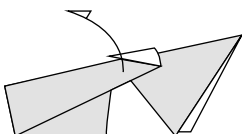
7.



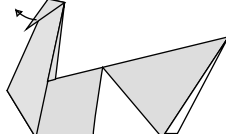
8.



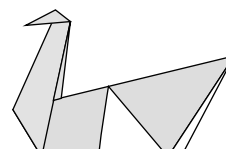
9.



10.



11.



- - - Valley fold, fold in front
- Mountain fold, fold behind.
- Crease line.
- X- ray or guide line.